



BlueCross
of California



BlueCross
of California

Employer's Guide to the **Premium Only Plan (P.O.P.)**

*Cut Your Payroll Taxes and
Increase Your Employees'
Take-Home Pay*



Blue Cross of California is an Independent Licensee of the Blue Cross Association (BCA). The Blue Cross name and symbol are registered service marks of the BCA. Administrative services for P.O.P. are provided by Ceridian Benefit Services, Inc., an independent company that is not affiliated with BCC, it's affiliates or parent organization.

tax savings tax savings Everyone Saves



Pre-tax premium payments = savings.

Everyone Saves

A P.O.P. is a simple, IRS-approved change in your payroll process that allows you to use pre-tax salary dollars to pay your employees' share of benefit premiums. Any size employer can take advantage of this special provision of Section 125 of the IRS code. As a result, both employers and employees profit. Employees reduce their taxable income, which lowers their taxes and increases their take-home pay. You cut your payroll taxes by decreasing your total taxable payroll. Everybody wins – and saves.

Better Benefits Too

Establishing a P.O.P. is an easy way to make your benefits more competitive and create real, lasting value for your employees, while generating continuous tax savings for your business.

Affordable ... or Even Free

Through our arrangement with Ceridian Benefits Services, the cost of a P.O.P. is only \$125 per year. The first year is free if you have 10 or more medical enrolling employees.

P.O.P. Employer Advantages

- Lower payroll taxes means more company funds can be used for other business needs
- Increased employee satisfaction
- Low pricing at \$125 per year
- First year is free if you qualify
- Simple and quick plan set-up

P.O.P. Employee Advantages

- More take-home pay
- Reduced taxes
- Tax savings pays for partial costs of premiums

Plans that Qualify

You can benefit from a P.O.P. if you have the following non-taxable, employee-sponsored group plans:

- Medical
- Dental
- Vision
- Short- and long-term disability
- Group term life (up to \$50,000 of coverage)

Contents

How a P.O.P. Works	page 4
Savings Examples.....	page 5
How Much Can You Save?	page 6
Getting Started.....	page 7



easy, simple

easy, simple

How a P.O.P. Works



How a P.O.P. Works

- Any size employer can take advantage of a P.O.P.
- All you do is adjust your payroll process to deduct the employee portion of your group insurance premiums on a pre-tax basis instead of after-tax.
- A P.O.P. can be established for any single employee or certain related employees, including:
 - Members of a controlled group of corporations
 - Members of a group of commonly controlled trades or businesses
 - Members of an affiliated service group
- Ceridian Benefits Services will provide you with all you need to set up a P.O.P.
- The IRS prohibits certain individuals from participating in a P.O.P. These individuals include:
 - Sole proprietors
 - Partners within a partnership
 - Owners of an S corporation

Even though these individuals cannot participate in a P.O.P. personally, their businesses can still benefit from the tax advantages of setting up a P.O.P. for their employees.

Savings Examples

Suppose your company has an annual payroll of \$250,000 and 10 employees, each of whom contributes \$100 a month toward their group insurance premiums. Your savings would look like this:

Employer Savings	Without P.O.P.	With P.O.P.
Annual Payroll	\$250,000	\$250,000
Employee Premiums	\$0	(\$12,000)
Taxable Payroll	\$250,000	\$238,000
FICA (7.65%)	\$19,125	\$18,207
EMPLOYER TAX SAVINGS	\$0	\$918

Employee Savings	Without P.O.P.	With P.O.P.
Annual Income	\$25,000	\$25,000
Pre-Tax Contribution	\$0	(\$1,200)
Taxable Income	\$25,000	\$23,800
Estimated Taxes (30%)	(\$7,500)	(\$7,140)
After-Tax Contribution	(\$1,200)	\$0
Net Take-Home Pay	\$16,300	\$16,660
TAKE-HOME PAY INCREASE	\$0	\$360

Turn to the next page to determine your own P.O.P. savings



everyone saves
everyone saves
 How Much Can Your Business Save?



*Savings calculated based on figures entered by the inquiring party, and may not represent the actual savings allowed by law. According to IRS guidelines, certain companies and employees do not qualify for the pre-tax savings. The savings attained with P.O.P. may vary based on the monthly premiums and employer contributions. For more information about P.O.P. contact Ceridian at (800) 767-4969; for tax advice, please consult your tax advisor.

How Much Can Your Business Save?


Use this simple worksheet to estimate how much your company can save with a P.O.P.*

		A	B
			Save with a P.O.P.
1	Annual payroll In both columns, write in your gross annual payroll		
2	Pre-tax employee premiums In the P.O.P. column only, write in your annual pre-tax employee premium contributions	\$0	
3	Taxable payroll In both columns, subtract row 2 from row 1 and write in the difference		
4	FICA (7.65%) In both columns, multiply row 3 by .0765 and write in the result		
5	YOUR SAVINGS Subtract the amount in row 4, column A from row 4, column B and write in the result		\$

quick set-up

quick set-up

Easy Set-up



Getting Started

Easy Set-up

After you send in your enrollment form, you will receive a P.O.P. Installation Kit from Ceridian Benefits Services, a firm specializing in the design and implementation of Section 125 services (the portion of the IRS tax code that makes premium only plans possible). Kit contents include:

- Simple set-up instructions in a step-by-step format
- All materials necessary to communicate the plan to your employees including:
 - A clear, easy-to-read announcement letter
 - Enrollment and re-enrollment forms
 - A summary plan description with answers to common employee questions
- Administrative guidelines and forms
- Personalized plan document
- Non-discrimination testing procedures

Customer Service Support

Ceridian Benefits Services will administer your P.O.P. and provide complete customer service support. Ceridian can assist you with any questions you may have about installing and managing a P.O.P. You may also wish to consult with your tax or legal advisor for more details on Section 125. Once your P.O.P. is in place, Ceridian will also keep you informed about any changes in IRS regulations to maintain compliance.

How to Enroll

Step 1: Fill out the P.O.P. Enrollment Form included in this brochure; please note:

- If enrolling for a P.O.P. as an existing Blue Cross small business group, submit your completed P.O.P. Enrollment Form (and check if applicable) to Blue Cross no later than 15 business days before requested P.O.P. effective date or amendment/restatement date.
- If applying for Blue Cross medical coverage concurrently with P.O.P. enrollment, please submit the completed P.O.P. Enrollment Form with all other required paperwork.
- P.O.P. enrollment forms received less than 15 days before the requested effective date will delay the effective date by one month.

Step 2: Enclose a check for \$125 payable to Blue Cross of California (the first year is free if you have 10 or more medical enrolling employees).

Step 3: Mail P.O.P. Enrollment Form and payment if applicable in the postage-paid envelope provided.

Step 4: Receive a P.O.P. Installation Kit from Ceridian Benefits Services.

Step 5: Follow kit instructions right away to establish your P.O.P. as soon as possible.

affordable cost

affordable cost

Completing the P.O.P. Enrollment Form



How to Complete the P.O.P. Enrollment Form

The following information must be included on the enrollment form:

Definitions

1. **First day of P.O.P. year:** Your business must adopt a 12-month P.O.P. year, per IRS rules. The start date of a P.O.P. is usually the first day of the month after the enrollment form is submitted. The last day of the P.O.P. year must be 12 months after the first day of the P.O.P. year, except for year one, which may be a short P.O.P. year. On this first year only, you may choose any start date.
2. **Eligibility for new and existing employees:** Indicate number of hours per week and days of service required for eligibility. Eligibility in a P.O.P. usually coincides with eligibility in your other benefit plans.
3. **Eligibility for re-hired employees:** Indicate required days of service for re-hired employees. Re-hired employees cannot enter a P.O.P. prior to the first day of the P.O.P. year immediately following their termination.

Administration

Indicate the name and address of the person within the company responsible for P.O.P. administration. The application should be signed by an authorized representative of the P.O.P. sponsor.

General Information

1. **Plan Sponsor:** Fill in complete legal name of the company (employer) sponsoring the plan.
2. **Business Type:** Indicate the business type of the plan sponsor (corporation, partnership, proprietorship)
3. **State:** Indicate the state in which the plan sponsor is incorporated. Non-corporated plan sponsors should indicate the state in which the plan sponsor is located.
- 4-5. **Type of Plan:** Indicate desired effective date. The effective date should be the beginning of the first payroll period for which employee contributions will be converted to pre-tax. It is not necessary for the effective date to coincide with the first day of the plan year (short plan years are permitted in the first plan year).
Per IRS regulations, all employee communication/election information must be distributed and the plan document must be adopted prior to the effective date.

The effective date must be at least 15 business days from the date the application is received by Blue Cross of California.

6. **Existing Blue Cross of California Group Numbers:** For tracking purposes, please list all current Blue Cross of California and BC Life & Health group policy number(s). If the group has multiple policies, all must be listed.

Premium Only Plan Enrollment Form

Definitions

1. Plan year (must be 12 month period): First day _____ Last day _____
2. An employee of the company regularly performing services at least _____ hours per week shall become a participant on the first day of the month coincidental with or next following the date the employee completes _____ days of consecutive employment.
3. Employees rehired after a period of termination will become eligible for the plan on the first day of the month coincidental with or next following the date the employee completes _____ days of consecutive employment, provided such date is not earlier than the first day of the first plan year beginning after the employee's termination.

Administration

Plan Administrative Contact _____ Date _____
Title _____ Signature _____
Address (no P.O. Box) _____
City, State, ZIP _____ Phone (_____) _____


General Information

1. Plan Sponsor (legal business name) _____
2. Business Type (corporation, partnership, proprietorship) _____
3. State of Incorporation or Domicile _____
4. Type of Plan (check one): New plan effective as of _____
 Amendment or restatement of existing 125 Plan
Original Plan effective date: _____
Amendment/restatement date: _____
5. Business Type (corporation, partnership, proprietorship) _____
6. Existing Blue Cross group numbers (provide all Blue Cross of California and BC Life & Health group numbers if you have more than one): _____


Application must be received by Blue Cross of California at least 15 business days prior to the requested effective date, or amendment/reinstatement date.

Agent/Broker Info

Name _____ Signature _____
Company/Agency _____
Address (no P.O. Box) _____
City, State, ZIP _____ Phone (_____) _____




NO POSTAGE
NECESSARY
IF MAILED
IN THE
UNITED STATES



BUSINESS REPLY MAIL
FIRST-CLASS MAIL PERMIT NO. 70 VAN NUYS, CA

POSTAGE WILL BE PAID BY ADDRESSEE

BLUE CROSS OF CALIFORNIA
ATTN: UNDERWRITING / P.O.P.
PO BOX 9042
OXNARD CA 93031-9926



**Please detach at the perforated lines.
Complete the enrollment form and return in
the envelope, postage-paid.
Please print or type.**